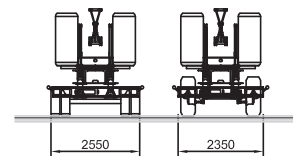
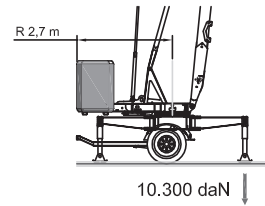
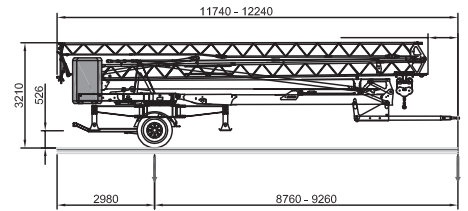
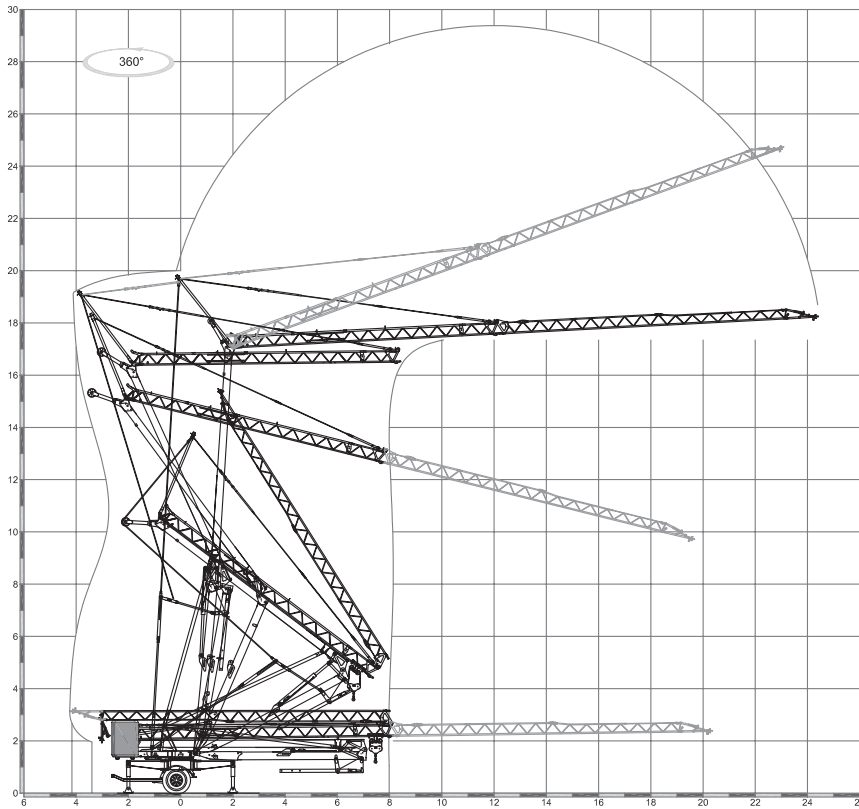
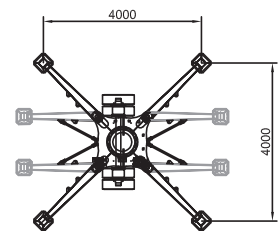


m	8,85	9	10	11	12	13	14	15	16	17	18	19	20	21	22	23	24
kg	1800	1759	1527	1346	1202	1084	986	903	832	771	717	669	627	589	555	524	500



	50 Hz V +10%-10%				
	m/l'	6.7	13.5	23.5	37
	230 V 3 kW kg 4.5 kW kg	1800	1350 1800	750	400 750
	400 V 6 kVA kg	1800	1800	750	750
kW 5.5 Inverter					
	m/l'	11.8	18.9	35.4 (↗26)	
	kW	kW 1.85 Inverter			
	n/l'	0.16	0.4	0.8	
	kW	kW 1.2 Inverter			
	min	5			
	kW	1.5			
	25 - 80 km/h		7012 kg		2 x 2375 kg



Alle technischen Angaben ohne Gewähr, Irrtümer und Änderungen vorbehalten.
All technical data is without guarantee, errors and changes are reserved.